



How to Draw Roly Poly




1 Draw a half-circle. Start to draw a circle, but instead of going all the way around, make a flat line at the bottom.



2 Add an oval to the front. It can stick out a little bit.



3 Add eye shapes, a nose and mouth.




4 Add more details: antennae, eyes, body segments and legs. Roly has 14 legs altogether, but 7 can show for one side of the body.

Try changing the eyes and mouth for different feelings. Can you make them scared, sad, or silly? Your drawing doesn't have to match this one. This is just one way to draw Roly. See what feels right to you, and have fun!

How to Draw Cricket



1 Draw a circle. Attach a long loop to one side.



2 Draw lines through the loop area for the body and wings.



3 Add leg shapes.



4 Add eyes and more to the legs.



5 Add antennae, nose, mouth, eye details and leg details.

Your drawing doesn't have to match this one. This is just one way to draw a cricket, and there are many different ways. See what feels right to you, and have fun!

How to Draw Millipede



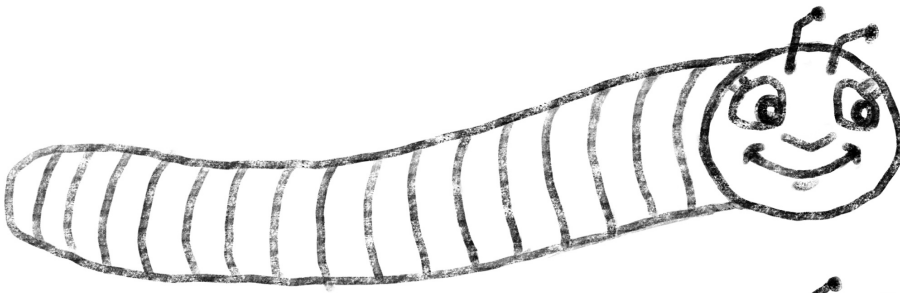
1 Draw a circle.



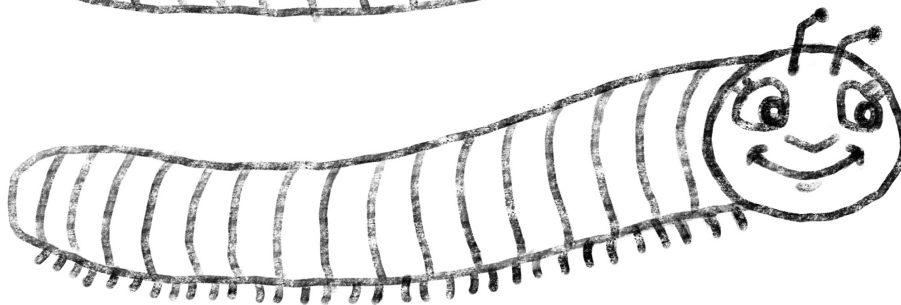
2 Add a long body.



3 Face and antennae.



4 Eye details and body segments.



5 Legs: Millipedes have a lot of legs - between 90-800- but you don't have to draw them all!

Try changing the eyes and mouth to show different feelings. Can you make your character scared, sad, or silly? Your drawing doesn't have to match this one. This is just one way to draw a millipede. See what feels right to you, and have fun!